


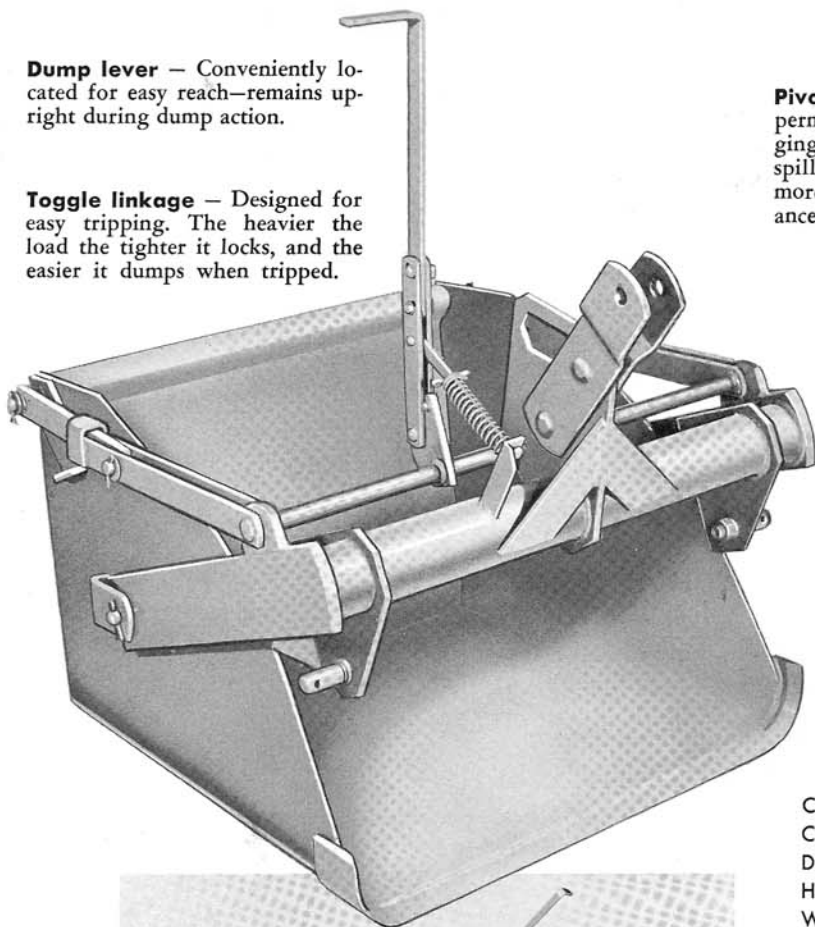
FORD 719 REAR SCOOP

Dump lever — Conveniently located for easy reach—remains upright during dump action.

Toggle linkage — Designed for easy tripping. The heavier the load the tighter it locks, and the easier it dumps when tripped.

Pivoting mast (mounted model)—When lowered, permits increased cutting angle for better digging, and when raised, reverses the angle to retard spillage. Also provides extra dumping angle for more complete dumping and higher dump clearance (can ride over dumped pile 31 inches high).

Angled cutting edge — Five degree angle provides suction similar to plow share. Makes digging easier. Full 37½-inch cutting edge of long wearing high carbon steel has continuous weld across width of scoop.



DIMENSIONS

	W/O tail wheel	W/tail wheel
Capacity, heaped	20 cu. ft.	20 cu. ft.
Capacity, struck	15 cu. ft.	15 cu. ft.
Depth	26 inches	26 inches
Height	52 inches	52 inches
Width	42 inches	44 inches
Length	42 inches	92 inches
Weight, approx.	450 lbs.	665 lbs.

Scoop with tail wheel—Has same bucket as fully mounted model, but equipped with 13-inch carrying wheel (tire not furnished), and rigid top mast. During transport, load is carried on tail wheel and tractor's lower links.

Design, materials and/or specifications are subject to change without notice and without liability therefor.



Ford Tractor and Equipment Sales Company of Canada Limited

MONTREAL — TORONTO — REGINA — EDMONTON

BIG 20 cu. ft. CAPACITY

FORD 719 REAR SCOOP

2 MODELS

- **1—Without tail wheel** for use behind Ford 6000 and other *big* tractors with similar Category II 3-point hitch.
- **2—With tail wheel** to provide a *semi-mounted* scoop for use behind tractors with either Category I or Category II hitch.



Easy to dump—A pull on the handle trips the toggle linkage and the scoop automatically dumps to vertical, then returns to operating position. The pivoting mast on the fully mounted model lets bucket rotate 32 degrees beyond normal vertical dump, a handy feature for levelling dumped loads.

Here's a big scoop that's big in performance when it comes to digging and transporting soil, gravel, sand, snow, etc. And it's built with a lot of advanced design features that make it extra easy to operate! You'll find a lot of use for this versatile, big capacity scoop mounted on the back of a Ford, or other tractor with similar 3-point hitch.


You can dig a full 6 inches below the ground level at the tractor's rear wheels. High frame clearance and wide throat opening allow complete filling each trip, and high sides keep spillage at a minimum during transport. Once dumped, the balanced bucket automatically swings back into digging position and locks. The bigger the load, the tighter the lock—there's no chance of accidental dumping.

"Built-in" suction provided by the angled cutting edge coupled with Ford draft control provides easy, accurate control of operating depth. All adjustments, including pitch and tilt, can be easily made from the tractor seat.

**YEAR-ROUND
USEFULNESS
FOR DOZENS OF
MATERIAL
HANDLING JOBS**

Building farm ponds

- Excavating basements
- Building up low spots
- Cleaning feeding floors
- Digging trench silos
- Maintenance roads and lanes
- Filling gullies
- Rough grading and landscaping



**... and
many more!**

Big 20 cu. ft. capacity FORD 719 REAR SCOOP

Here's a big scoop that's big in performance—and it's built with a lot of advanced design features that make it extra easy to operate! You'll find a lot of use for this versatile, big capacity scoop mounted on the back of a Ford 6000 tractor, or other big tractors with similar Category II 3-point linkage.

You can dig a full 6 inches below the ground level at the tractor's rear wheels, and high frame clearance and wide throat opening allow complete filling each trip. High sides keep spillage at a minimum during transport. Once dumped, the balanced bucket automatically swings back into digging position and locks. The bigger the load, the tighter the lock—there's no chance of accidental dumping.

"Built-in" suction provided by the angled cutting edge coupled with the Ford 6000's Multi-Trol draft control provides easy, accurate control of operating depth. All adjustments, including pitch and tilt, can be easily made from the tractor seat.

Easy to dump—Pivoted mast lets bucket rotate 30 degrees beyond normal vertical dump. This permits convenient levelling of dumped loads and easy dumping of difficult materials. In full raise position, it provides a high 31-inch clearance.

719 REAR SCOOP

FORD 719 REAR SCOOP

Dump lever

Conveniently located for easy reach—remains upright during dump action.

Toggle linkage

Designed for easy tripping. The heavier the load the tighter it locks, and the easier it dumps when tripped.

Construction

Welded construction of heavy bar stock. Strong and sturdy for rugged performance.

DIMENSIONS

Capacity, heaped.....20 cu. ft.
Capacity, struck.....15 cu. ft.
Depth.....26 inches
Height.....52 inches
Width.....42 inches
Length.....42 inches
Weight.....450 lbs.

Pivoting mast

When lowered, permits increased cutting angle for better digging, and when raised, reverses the angle to retard spillage. Also provides extra dumping angle for more complete dumping and higher dump clearance (can ride over dumped pile 31 inches high).

Angled cutting edge

Five degree angle provides suction similar to plow share. Makes digging easier. Full 37½-inch cutting edge of long wearing high carbon steel has continuous weld across width of scoop.

Design, materials and/or specifications are subject to change without notice and without liability therefor.

SEE YOUR FORD TRACTOR AND IMPLEMENT DEALER

